

furian & neutron

For the designer



FURIAN - heavy contract

5 colourways




NEUTRON - heavy contract


6 colourways



Furian cocoa




Furian fireburst



Furian halcyon blue



Furian honey pot



Furian riverstrip

Construction

Pile fibre/garn/composition/tipo filato
 Tufting gauge / teilung / jauge/lavorazione
 Total weight / gesamtgewicht / poids total / peso totale
 Pile Height
 Primary Backing
 Tile backing / rückenbeschichtung / sous-couche/sottofondo
 Pile Treatment
 Tile size / fliesengröße/dimensions /misura quadrotte
 Backing Options & Width

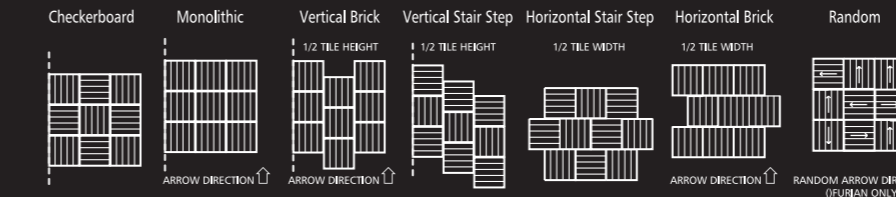
Multi-level Textured Tufted Loop Pile
 100% Solution Dyed Nylon
 1/12 inch
 678gsm
 4mm
 Polyester Non-Woven
 Bitumen Backing
 Stain Protector and a Soil Repellent
 50cm x 50cm
 PVC & Comfort Back options available, please contact our sales representative for information

Wear characteristics / strapazierfähigkeit/ résistance a l'usure
 Castor Chair Rating
 Dimensional Stability
 Electrostatic properties / elektrostatisch/ antistatique permanent / protezione static

Heavy Contract
 BS EN 985, Passes <2.4 Continuous use
 BS EN 986, Passes <0.2%
 AATCC 134, Passes <3KV

Hot metal nut / brennverhalten/ classement feu/resistenza al fuoco
 Radiant Panel Tests
 Smoke Density
 Up to 55% recycled content in the bitumen backing
 Bitumen Backing

BS 4790, Passes Low radius of effects of ignition
 ASTM E648, Class 1
 ASTM E662, Specific Optical Density < 450
 Bfl-s1



INSTALLATION

Sub floors should be clean, dry and flat and prepared in accordance with BS5325. Timber floors should be covered with plywood or other appropriate sheet materials. For tiles use F Ball tackifier F41 or Laybond 79. Tiles may be laid tessellated or broadloom. Tiles should be allowed to condition for a minimum of 24 hours at the expected temperature and humidity prevailing when the building is in use. Further installation information is available from the Paragon Sales Office.

COLOUR

For technical reasons, as with all textile materials, it may not be possible to colour match from different batches. Orders requiring colour match should be placed at the same time. Production may therefore show variations to the sample card.

MAINTENANCE

It is recommended that a maintenance schedule be initiated from the date of installation to achieve maximum life expectancy of the product. Regular vacuum cleaning with a twin motored upright vacuum cleaner is essential. All spillages and stains should be attended to immediately. For detailed information, please consult the Paragon cleaning and maintenance guide. It is imperative that all internal carpets are well protected from outside soiling and moisture by the use of barrier matting such as Mat.Works, also available from Paragon.






Neutron haze




Neutron frost blue



Neutron seaboard



Neutron tiger red



Neutron polaris



Neutron raven

Construction

Pile fibre/garn/composition/tipo filato
Tufting gauge / teilung / jauge/lavorazione
Total weight / gesamtgewicht / poids total / peso totale
Pile Height
Primary Backing
Tile backing / rückenbeschichtung / sous-couche/sottofondo
Pile Treatment
Tile size / fliesengrösse/dimensions /misura quadrotte
Backing Options & Width

Multi-level Textured Tufted Loop Pile
100% Solution Dyed Nylon
1/12 inch
544gsm
4mm
Polyester Non-Woven
Bitumen Backing
Stain Protector and a Soil Repellent
50cm x 50cm
PVC & Comfort Back options available, please contact our sales representative for information

Wear characteristics / strapazierfähigkeit/ résistance a l'usure
Castor Chair Rating
Dimensional Stability
Electrostatic properties / elektrostatisch/ antistatique permanent / protezione static

Heavy Contract
BS EN 985, Passes <2.4 Continuous use
BS EN 986, Passes <0.2%
AATCC 134, Passes <3KV

Hot metal nut / brennverhalten/ classement feu/resistenza al fuoco
Radiant Panel Tests
Smoke Density
Up to 55% recycled content in the bitumen backing
Bitumen Backing

BS 4790, Passes Low radius of effects of ignition
ASTM E648, Class 1
ASTM E662, Specific Optical Density < 450

Bfl-s1

Checkerboard Monolithic Vertical Brick Vertical Stair Step Horizontal Stair Step Horizontal Brick Random



RANDOM ARROW DIRECTION (FURIAN ONLY)

INSTALLATION


Sub floors should be clean, dry and flat and prepared in accordance with BS5325. Timber floors should be covered with plywood or other appropriate sheet materials. For tiles use F Ball tackifier F41 or Laybond 79. Tiles may be laid tessellated or broadloom. Tiles should be allowed to condition for a minimum of 24 hours at the expected temperature and humidity prevailing when the building is in use. Further installation information is available from the Paragon Sales Office.


COLOUR

For technical reasons, as with all textile materials, it may not be possible to colour match from different batches. Orders requiring colour match should be placed at the same time. Production may therefore show variations to the sample card.

MAINTENANCE

It is recommended that a maintenance schedule be initiated from the date of installation to achieve maximum life expectancy of the product. Regular vacuum cleaning with a twin motored upright vacuum cleaner is essential. All spillages and stains should be attended to immediately. For detailed information, please consult the Paragon cleaning and maintenance guide. It is imperative that all internal carpets are well protected from outside soiling and moisture by the use of barrier matting such as Mat.Works, also available from Paragon.





paragon

Farfield Park
Manvers
Wath-upon-Dearne
Rotherham, S63 5DB.

T. +44 (0) 1709 763 839
F. +44 (0) 1709 763 813
E. sales@paragon-carpets.co.uk
W. www.paragon-carpets.co.uk